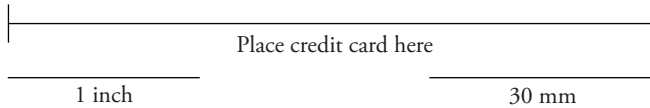




HOW TO DETERMINE YOUR RING SIZE

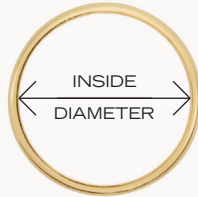
Ring sizing is tricky! We created this guide to help but we highly recommend going to a local jeweler and getting sized in person, if possible. Many of our rings are easily resized but there are some that cannot be resized (for example, most rings with stones or patterns all around). If you have any questions please email customerservice@catbirdnyc.com before purchasing. We also recommend ordering a Ring Sizer from us to ensure the most accurate sizing!

Before measuring – confirm printed paper size



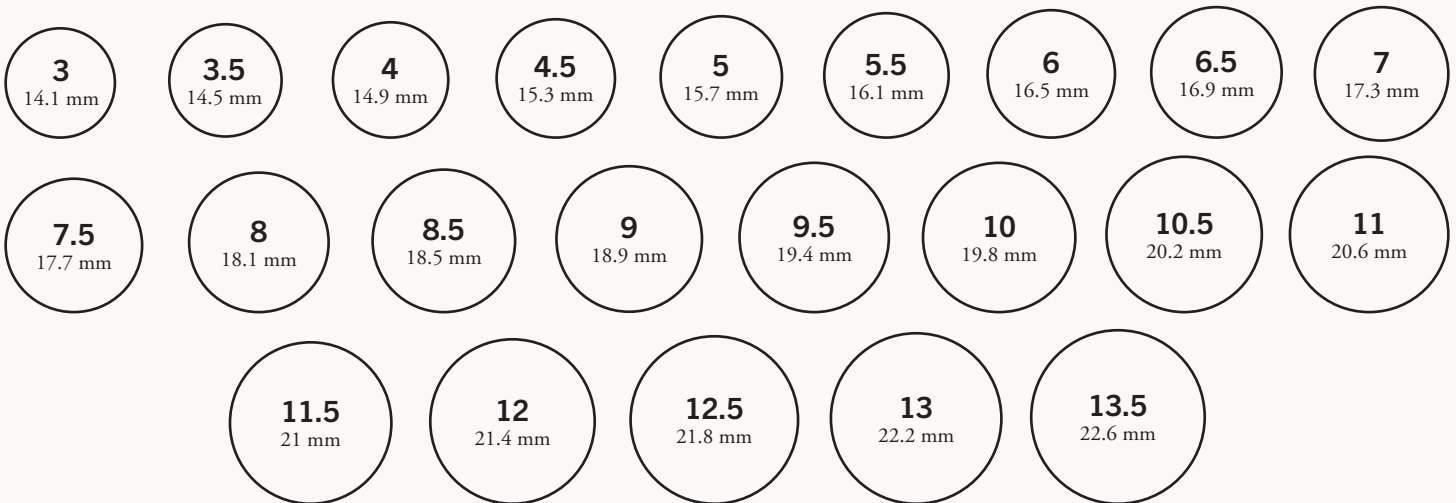
Before printing this document, ensure that Page Scaling is set to “None” on your print dialog box. If the length of the top bar on the left matches the length of your credit card or the bars below measure exactly 1 inch or 30 mm, you are good to go!

METHOD 1: *Measure an Existing Ring*




1. Select a ring that properly fits the intended finger.
2. Place the ring over the circles below. Match the **inside edge** of the ring to the circle closest in size.
3. If the ring falls between two sizes, order the **larger** size.

US & Canadian Ring Sizes



METHOD 2: *Use a Paper Ring Sizer*



Cut out the ring sizer and cut a slit on the vertical pink line. Wrap the ruler around the base of the intended finger. Pull the angled end through the slit until the paper fits comfortably around your finger.

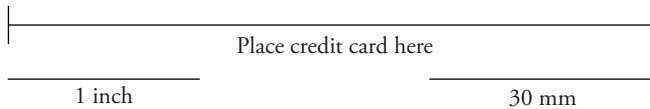


HOW TO DETERMINE YOUR FIRST KNUCKLE RING SIZE

We've been making First Knuckle Rings since 2008, and we've been wearing them since... forever.

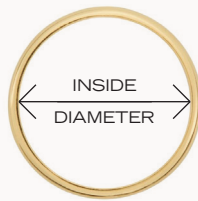
Ring sizing is tricky! We created this guide to help but we highly recommend going to a local jeweler and getting sized in person, if possible. Many of our rings are easily resized but there are some that cannot be resized (for example, most rings with stones or patterns all around). If you have any questions please email customerservice@catbirdnyc.com before purchasing. We also recommend ordering a Ring Sizer from us to ensure the most accurate sizing!

Before measuring – confirm printed paper size



Before printing this document, ensure that Page Scaling is set to "None" on your print dialog box. If the length of the top bar on the left matches the length of your credit card or the bars below measure exactly 1 inch or 30 mm, you are good to go!

METHOD 1: *Measure an Existing Ring*



1. Select a ring that properly fits the intended finger.
2. Place the ring over the circles below. Match the *inside edge* of the ring to the circle closest in size.
3. If the ring falls between two sizes, order the *larger* size.

Catbird First Knuckle Ring Sizes



Keep in mind that sizing for a first knuckle ring is entirely dependent on the shape of your fingers and which finger you are going to wear it on. If you are generally a medium, a medium should fit one of your fingers, a small should fit one of the fingers of a small hand, etc. This is an approximate guide - sizes vary slightly by style and thickness. This guide only applies only to First Knuckle Rings made by Catbird.

METHOD 2: *Use a Paper Ring Sizer*

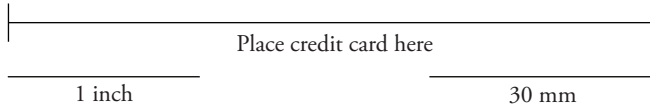


Cut out the ring sizer and cut a slit on the vertical pink line. Wrap the ruler around the base of the intended finger. Pull the angled end through the slit until the paper fits comfortably around your finger.



OUR WIDTH GUIDE


Before printing – confirm printed paper size



Before printing this document, ensure that Page Scaling is set to "None" on your print dialog box. If the length of the top bar on the left matches the length of your credit card or the bars below measure exactly 1 inch or 30 mm, you are good to go!

INSTRUCTIONS

Cut out strips below, and wrap around finger to gauge your desired width. This will give you an approximate estimate of how a width on one of our selected styles will look proportionately on your hand. If you have any questions please email customerservice@catbirdnyc.com before purchasing.



CATBIRD CLASSIC WEDDING BANDS

Classic, strong, beautiful bands to last a lifetime. Each Catbird Wedding Band is made to your specifications by our expert jewelers in our Brooklyn studio. We offer flat and half-round styles in a width range from 1mm to 6mm. Available in 14k gold, 18k gold, and platinum.



rings are not to scale

We cannot guarantee that ring sizing via paper will be accurate. We highly recommend getting sized by a local jeweler.

718.599.2340 • customerservice@catbirdnyc.com • catbirdnyc.com

INTERNATIONAL RING SIZE CHART

	Circumference (mm)	Diameter (mm)	UK, Europe, & Australia	United States & Canada	China, Japan, & South America	India	Italy, Spain & Switzerland
	39.1	12.45	B	1	1		
	39.7	12.65	B ^{1/2}				
	40.4	12.85	C	1 ^{1/2}			0.5
	41.0	13.06	C ^{1/2}			1	1
	41.7	13.26	D	2	2	2	1.75
	42.3	13.46	D ^{1/2}				2.25
	42.9	13.67	E	2 ^{1/2}	3	3	3
	43.6	13.87	E ^{1/2}			4	3.5
	44.2	14.07	F	3	4		4.25
	44.8	14.27	F ^{1/2}		5	5	4.75
	45.5	14.48	G	3 ^{1/2}			5.5
	46.1	14.68	G ^{1/2}		6	6	6
	46.8	14.88	H	4	7		6.75
	47.4	15.09	H ^{1/2}			7	7.5
	48.0	15.29	I	4 ^{1/2}	8	8	8
	48.7	15.49	J			9	8.75
	49.3	15.70	J ^{1/2}	5	9		9.25
	50.0	15.90	K			10	10
	50.6	16.10	K ^{1/2}	5 ^{1/2}	10		10.5
	51.2	16.31	L			11	11.25
	51.9	16.51	L ^{1/2}	6	11	12	11.75
	52.5	16.71	M		12		12.5
	53.1	16.92	M ^{1/2}	6 ^{1/2}	13	13	13.25
	53.8	17.12	N				13.75
	54.4	17.32	N ^{1/2}	7	14	14	14.5
	55.1	17.53	O			15	15
	55.7	17.73	O ^{1/2}	7 ^{1/2}	15		15.75
	56.3	17.93	P			16	16.25
	57.0	18.14	P ^{1/2}	8	16	17	17
	57.6	18.34	Q				17.5
	58.3	18.54	Q ^{1/2}	8 ^{1/2}	17	18	18.25
	58.9	18.75	R			19	19
	59.5	18.95	R ^{1/2}	9	18		19.5
	60.2	19.15	S			20	20.25
	60.8	19.35	S ^{1/2}	9 ^{1/2}	19	21	20.75
	61.4	19.56	T				21.5
	62.1	19.76	T ^{1/2}	10	20	22	22
	62.7	19.96	U		21	23	22.75
	63.4	20.17	U ^{1/2}	10 ^{1/2}	22		23.25
	64.0	20.37	V			24	24
	64.6	20.57	V ^{1/2}	11	23	25	24.75
	65.3	20.78	W				25.25
	65.9	20.98	W ^{1/2}	11 ^{1/2}	24	26	26
	66.6	21.18	X				26.5
	67.2	21.39	X ^{1/2}	12	25	27	27.25
	67.8	21.59	Y			28	27.75
	68.5	21.79	Z	12 ^{1/2}	26		28.5
	69.1	22.00	Z ^{1/2}			29	29
	69.7	22.20		13	27	30	29.75
	70.4	22.40	Z1				30.5
	71.0	22.61		13 ^{1/2}		31	31